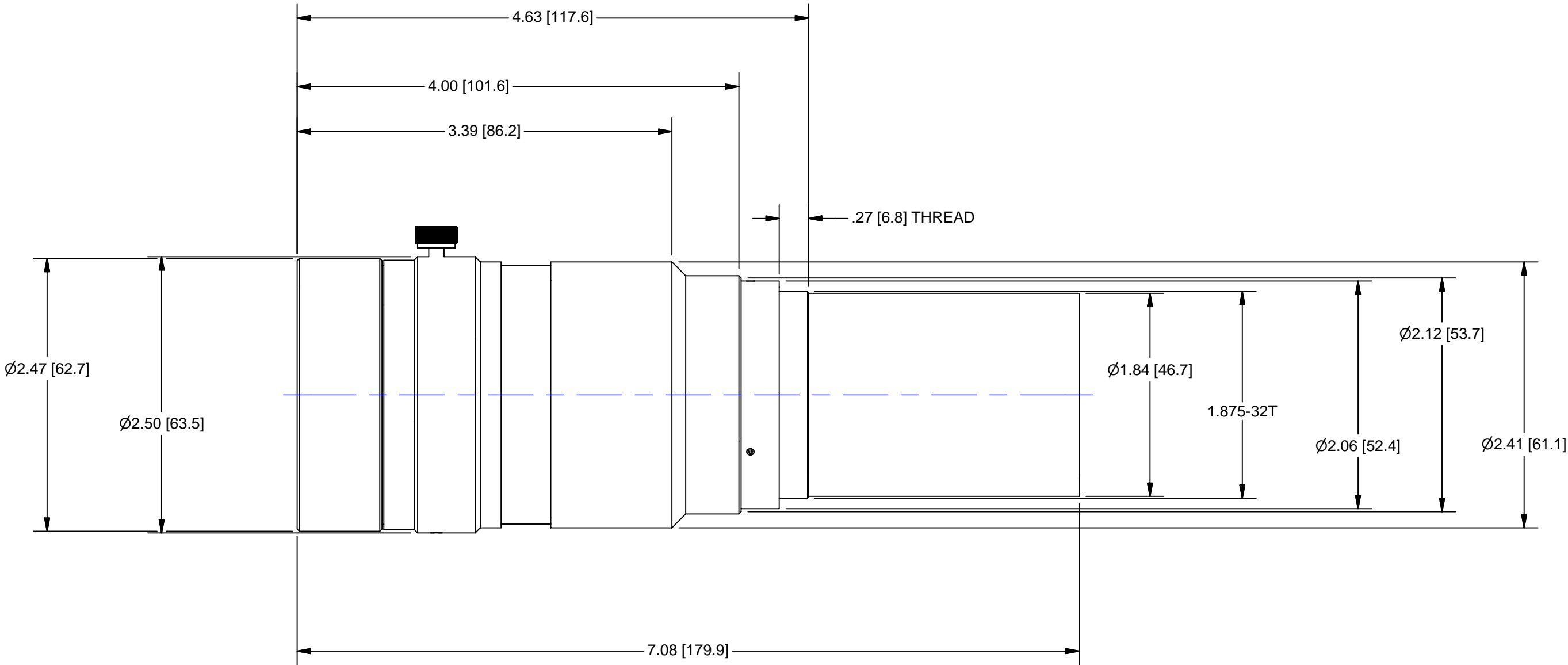


NOTES:  
1. DIMENSIONS ARE INCH[mm].

REVISION HISTORY			
REV	DESCRIPTION	DATE	APPROVED
A	RELEASE	11/4/2004	-



DATA:  
EFL: 70-125mm  
BFL @ INFINITY: 53.0mm  
WT.: 1.86 LBS. .84 KG.

USED ON:

MATERIAL:

FINISH:

CHAMFER ALL THREADS 30°  
TO ROOT DIAMETER

UNLESS OTHERWISE SPECIFIED  
DIMENSIONS ARE IN INCHES AND  
INCLUDE CHEMICALLY APPLIED  
OR PLATED FINISHES

TOLERANCES AS FOLLOWS  
DEC. .XXX ± .005  
DEC. .XX ± .010  
FRACT. ± 1/64  
ANGLES ± 30°  
CONCENTRICITY .003 TIR  
BREAK ALL SHARP EDGES  
.005 MIN. .010 MAX.  
MAX. SURF. ROUGHNESS: 32

P/N SUFFIX DEFINITION

-1 CONVERSION COATING  
-2 PAINTING  
-3 MARKING  
-R REWORK

SCALE: 1:1

DR: JK

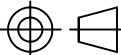
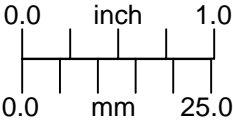
CH: P. BONAFEDE

APP: P. BONAFEDE

DATE DR: 9/30/2004

DO NOT SCALE DRAWING

THE CONTENTS OF THIS  
DOCUMENT ARE PROPRIETARY  
TO NAVITAR, ITS USE IS  
AUTHORIZED ONLY FOR  
RESPONDING TO REQUEST FOR  
QUOTATION OR PERFORMANCE  
OF WORK FOR NAVITAR



## OUTLINE



70-125mm ZOOM LENS ASS'Y

SIZE

B

MCZ500

SHEET 1 OF 1

REV

A