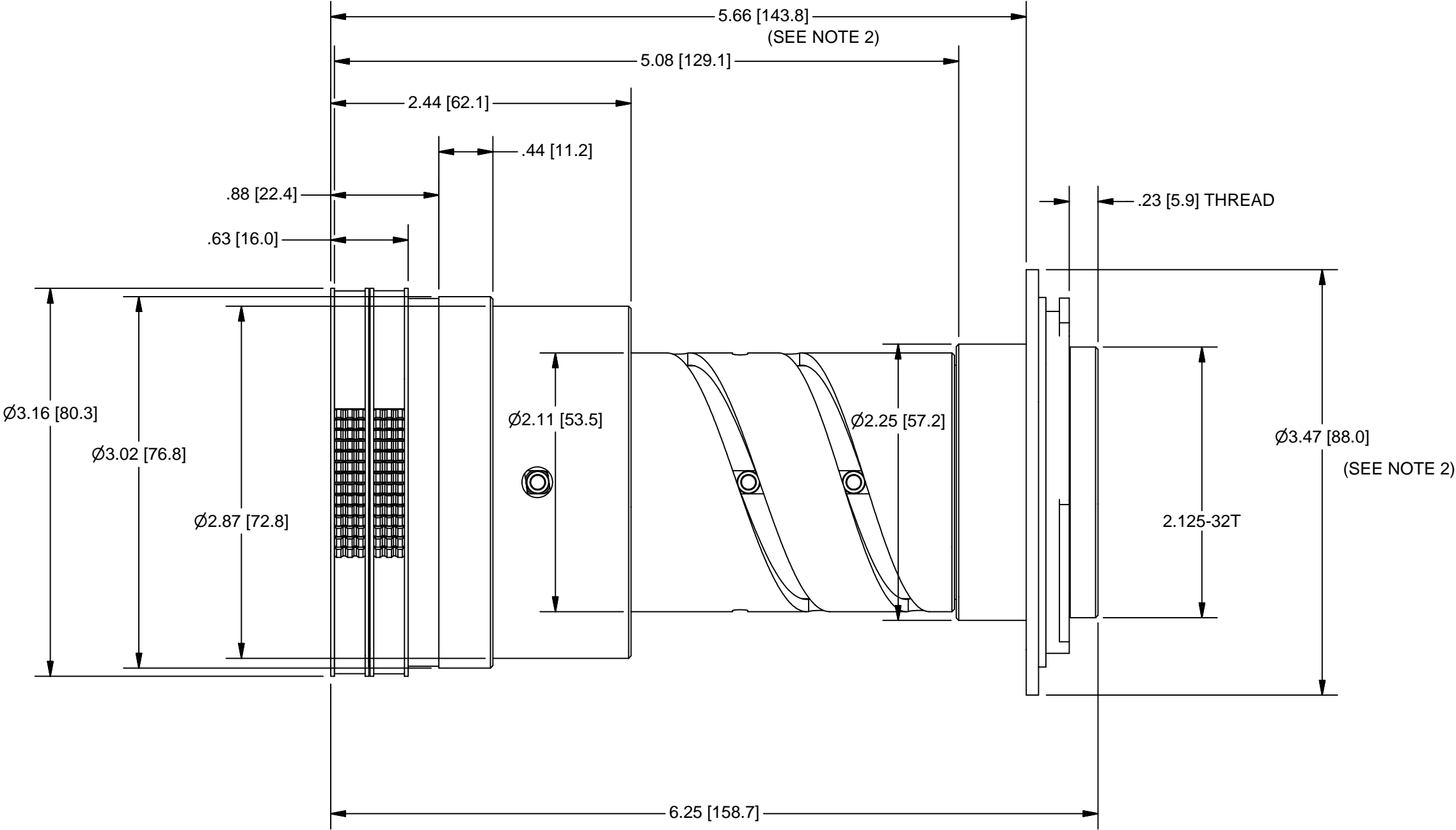


NOTES:
1. DIMENSIONS ARE INCH[mm].
2. MOUNTING FLANGE VARIES w/PROJECTOR.

REVISION HISTORY			
REV	DESCRIPTION	DATE	APPROVED
A	RELEASE	11/4/2004	-



DATA:

EFL: 50-70mm
BFL @ INFINITY: 53.0mm
WT.: 1.60 LBS. [.73 KLG.]

USED ON:

MATERIAL:

FINISH:

CHAMFER ALL THREADS 30°
TO ROOT DIAMETER

UNLESS OTHERWISE SPECIFIED
DIMENSIONS ARE IN INCHES AND
INCLUDE CHEMICALLY APPLIED
OR PLATED FINISHES

TOLERANCES AS FOLLOWS

DEC. .XXX ± .005
DEC. .XX ± .010
FRACT. ± 1/64
ANGLES ± 30°
CONCENTRICITY .003 TIR
BREAK ALL SHARP EDGES
.005 MIN. .010 MAX.
MAX. SURF. ROUGHNESS: 32

P/N SUFFIX DEFINITION

-1 CONVERSION COATING
-2 PAINTING
-3 MARKING
-R REWORK

SCALE: 1:1

DR: JK

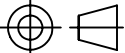
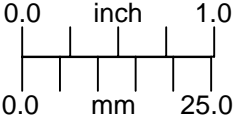
CH: PB

APP: PB

DATE DR: 9/30/2004

DO NOT SCALE DRAWING

THE CONTENTS OF THIS
DOCUMENT ARE PROPRIETARY
TO NAVITAR, ITS USE IS
AUTHORIZED ONLY FOR
RESPONDING TO REQUEST FOR
QUOTATION OR PERFORMANCE
OF WORK FOR NAVITAR



OUTLINE



50-70mm LCD ZOOM ASS'Y

SIZE

B

MCZ275

SHEET 1 OF 1

REV

A